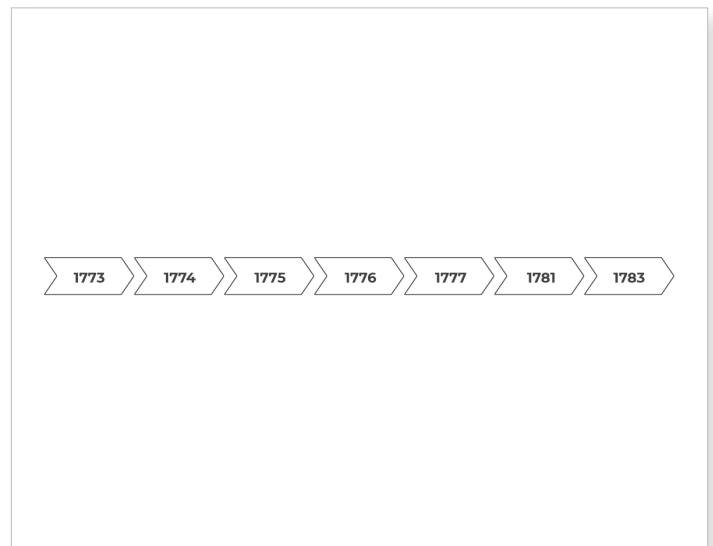
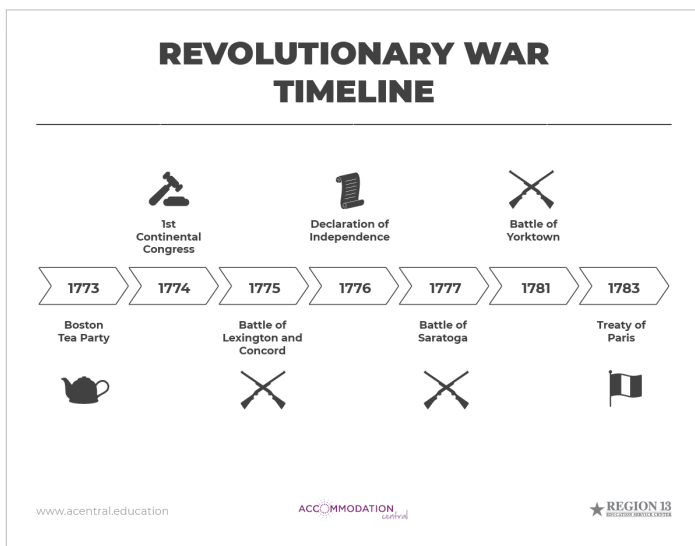


Supplemental Aid:

TIMELINE

Supplemental aids are paper-based resources that assist students in recalling information. Supplemental aids should be chosen based on the student's needs and used consistently in instruction and assessment. Start with providing a completed version of the timeline during instruction (the timeline can be arranged either horizontally or vertically). Guide the student with prompts (verbal, written, visual) while they practice the new skill. As the student becomes more proficient, use increasingly complex questions for them to answer. When the student has mastered more challenging questions with the completed timeline, slowly remove the words and images. Continue this process until the student can routinely, independently, and effectively answer questions using the blank timeline. At this stage, the student is ready to use the blank timeline as an allowable supplemental aid on the state assessment.



TEACH



TEST

REVOLUTIONARY WAR TIMELINE



**1st
Continental
Congress**



**Declaration of
Independence**



**Battle of
Yorktown**

1773

**Boston
Tea Party**



1774

1775

**Battle of
Lexington and
Concord**



1776

1777

**Battle of
Saratoga**




1781

1783

**Treaty of
Paris**





TIMELINE

