



Supplemental Aid/Math Charts:

PLACE VALUE CHART

Supplemental aids are paper-based resources that assist students in recalling information. Supplemental aids should be chosen based on the student's needs and used consistently in instruction and assessment. Start with providing a completed version of the place value chart during instruction. Guide the student with prompts (verbal, written, visual) while they practice the new skill. As the student becomes more proficient, use increasingly complex problems for them to solve. When the student has mastered more challenging problems with the completed place value chart, slowly remove the words, numbers, and images. Continue this process until the student can routinely, independently, and effectively solve problems using the blank place value chart. At this stage, the student is ready to use the blank place value chart as an allowable supplemental aid on the state assessment.



TEACH

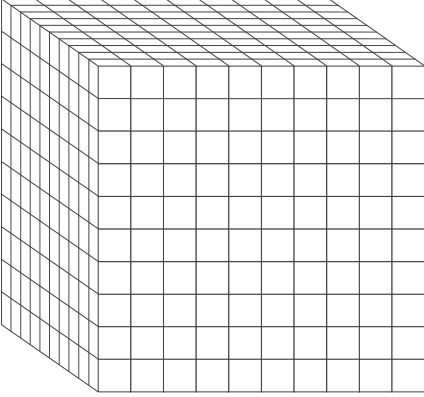





TEST

PLACE VALUE CHART

hundred millions	ten millions	millions	hundred thousands	ten thousands	thousands	hundreds	tens	units	• decimal	tenths	hundredths	thousandths	ten thousandths

PLACE VALUE CHART

			
thousands /	hundreds	tens	ones

•

/