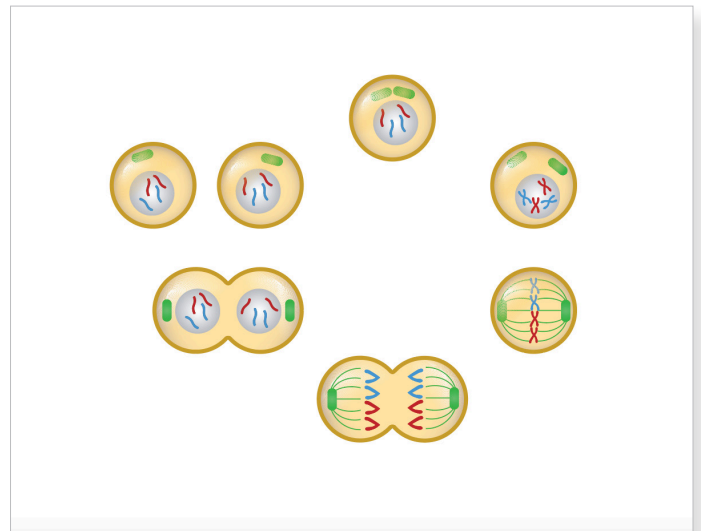
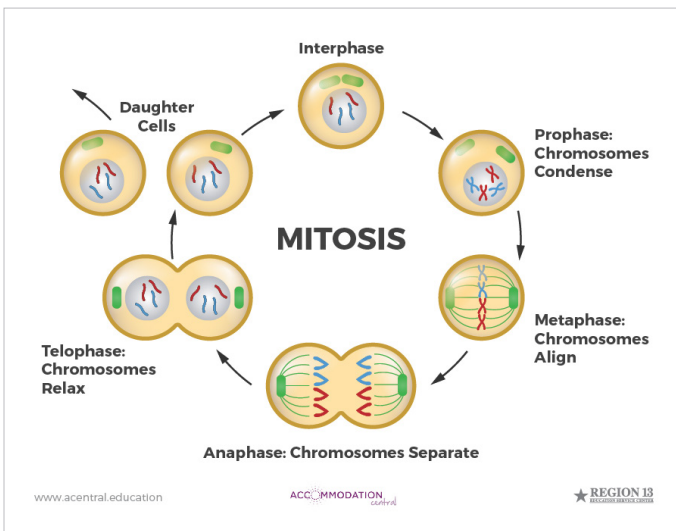


Supplemental Aid/Science Graphic:

MITOSIS

Supplemental aids are paper-based resources that assist students in recalling information. Supplemental aids should be chosen based on the student's needs and used consistently in instruction and assessment. Start with providing a completed version of the science graphic during instruction. Guide the student with prompts (verbal, written, visual) while they practice the new skill. As the student becomes more proficient, use increasingly complex questions for them to answer. When the student has mastered more challenging questions with the completed science graphic, slowly remove the words. Continue this process until the student can routinely, independently, and effectively answer questions using the blank science graphic. At this stage, the student is ready to use the blank science graphic as an allowable supplemental aid on the state assessment.

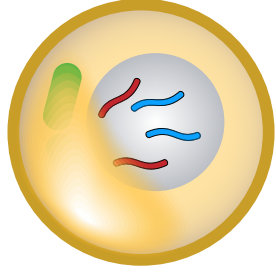


TEACH

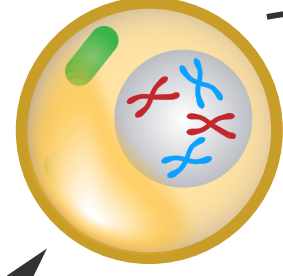
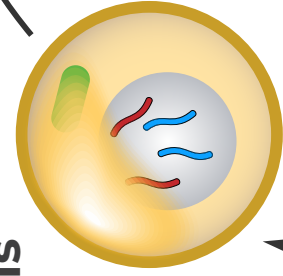
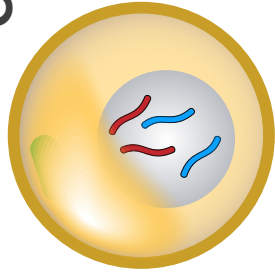


TEST

Interphase

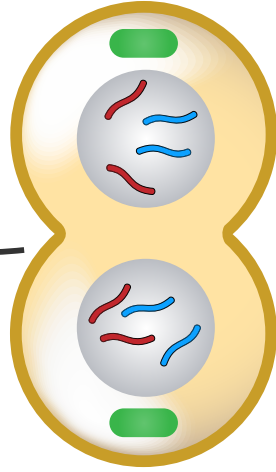


**Daughter
Cells**

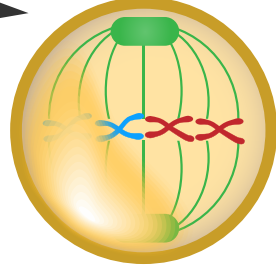


**Prophase:
Chromosomes
Condense**

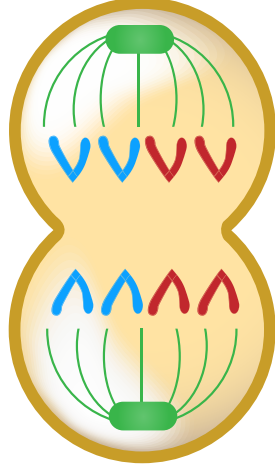
MITOSIS



**Telophase:
Chromosomes
Relax**



**Metaphase:
Chromosomes
Align**



Anaphase: Chromosomes Separate

