
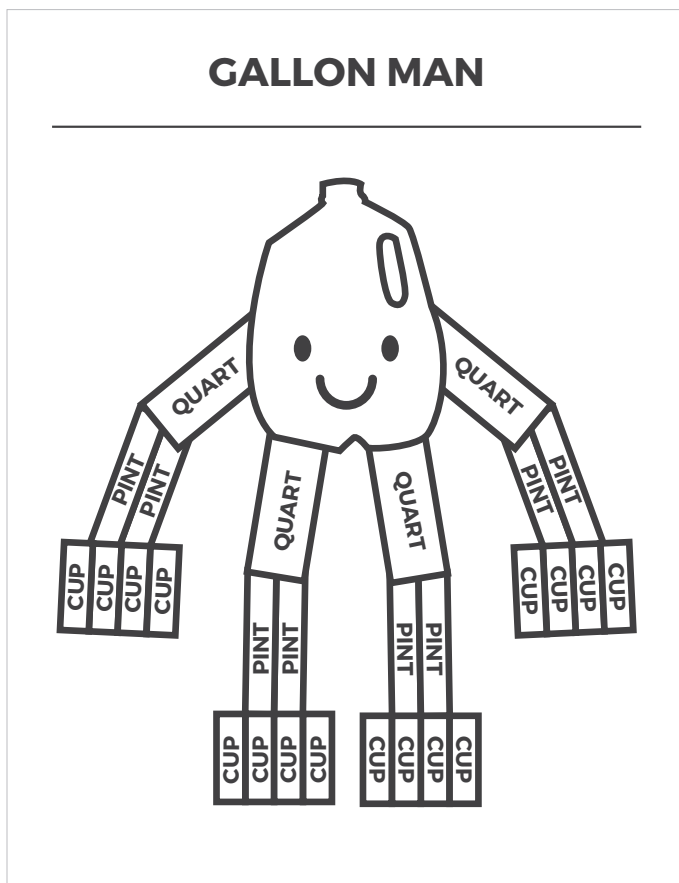


Supplemental Aid/Graphic Organizer:

GALLON MAN

Supplemental aids are paper-based resources that assist students in recalling information. Supplemental aids should be chosen based on the student's needs and used consistently in instruction and assessment. Start with providing a completed version of the gallon man graphic organizer during instruction. Guide the student with prompts (verbal, written, visual) while they practice the new skill. As the student becomes more proficient, use increasingly complex examples for them to solve. When the student has mastered more challenging problems with the completed gallon man graphic organizer, slowly remove the words. Continue this process until the student can routinely, independently, and effectively solve problems using the blank gallon man graphic organizer. At this stage, the student is ready to use the blank graphic organizer as an allowable supplemental aid on the state assessment.

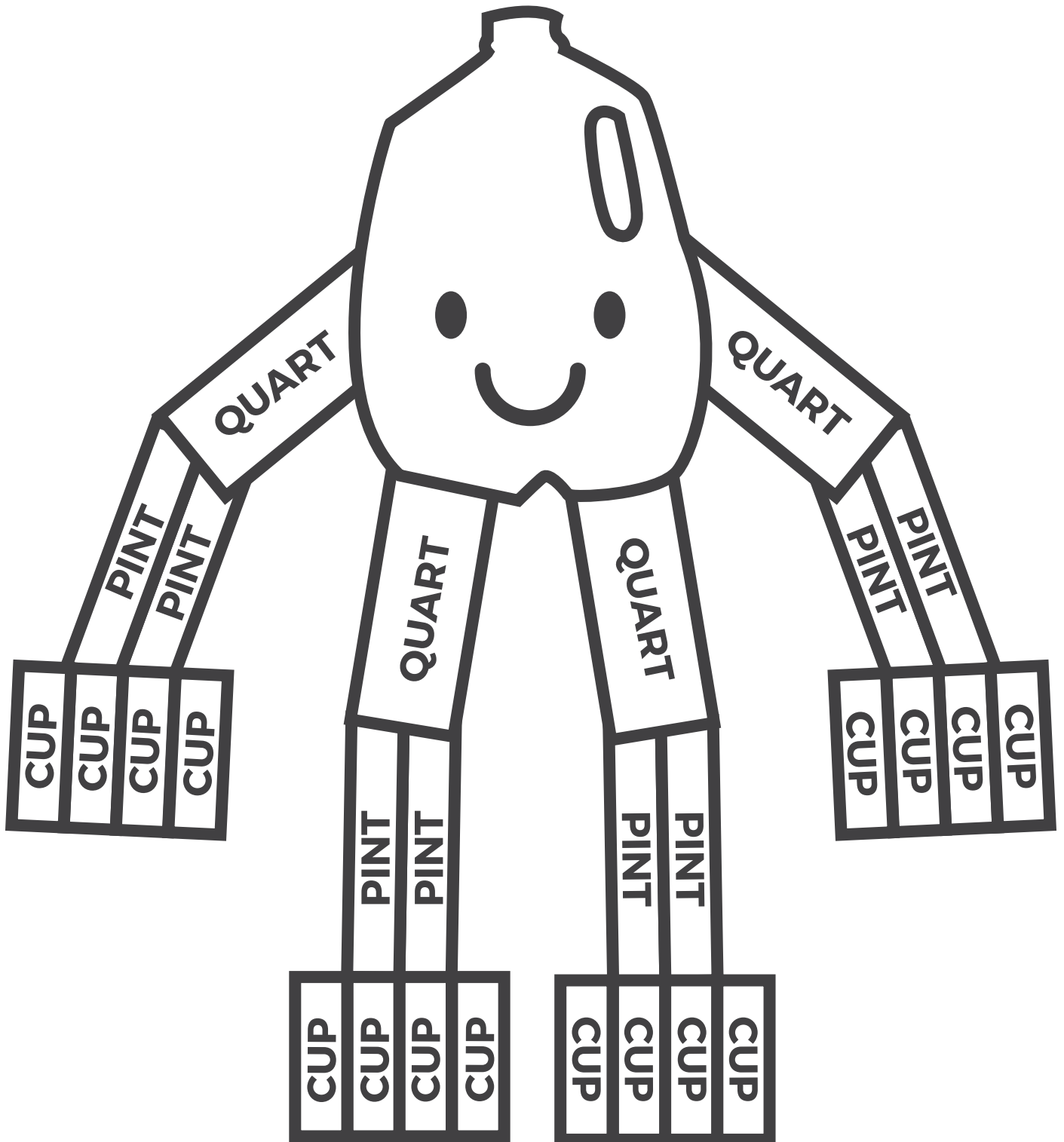


TEACH




TEST

GALLON MAN



GALLON MAN

Gallon Man needs your help. Cut out the pieces below and past them on a new page in the shape of his body.



QUART

QUART

QUART

QUART

PINT

PINT

PINT

PINT

PINT

PINT

PINT

PINT

CUP

CUP

CUP

CUP

CUP

CUP

CUP

CUP

CUP

CUP

CUP

CUP

CUP

CUP

CUP

CUP

