

The background of the slide is an aerial photograph of a city skyline, likely Austin, Texas, during the "golden hour" of late afternoon. The sky is a mix of light blue and warm orange. In the foreground, a large body of water reflects the sky and the surrounding greenery. The city buildings are silhouetted against the bright sky, with some windows catching the low sun. A bridge is visible on the left side of the image.

Technology Use Guidelines

2019-2020

Designated Supports that May Include Technology

Basic Transcribing



- Word processor
- Speech-to-text

Calculation Aids for grades 3-7



- Basic (i.e., four-function) calculator

Spelling Assistance



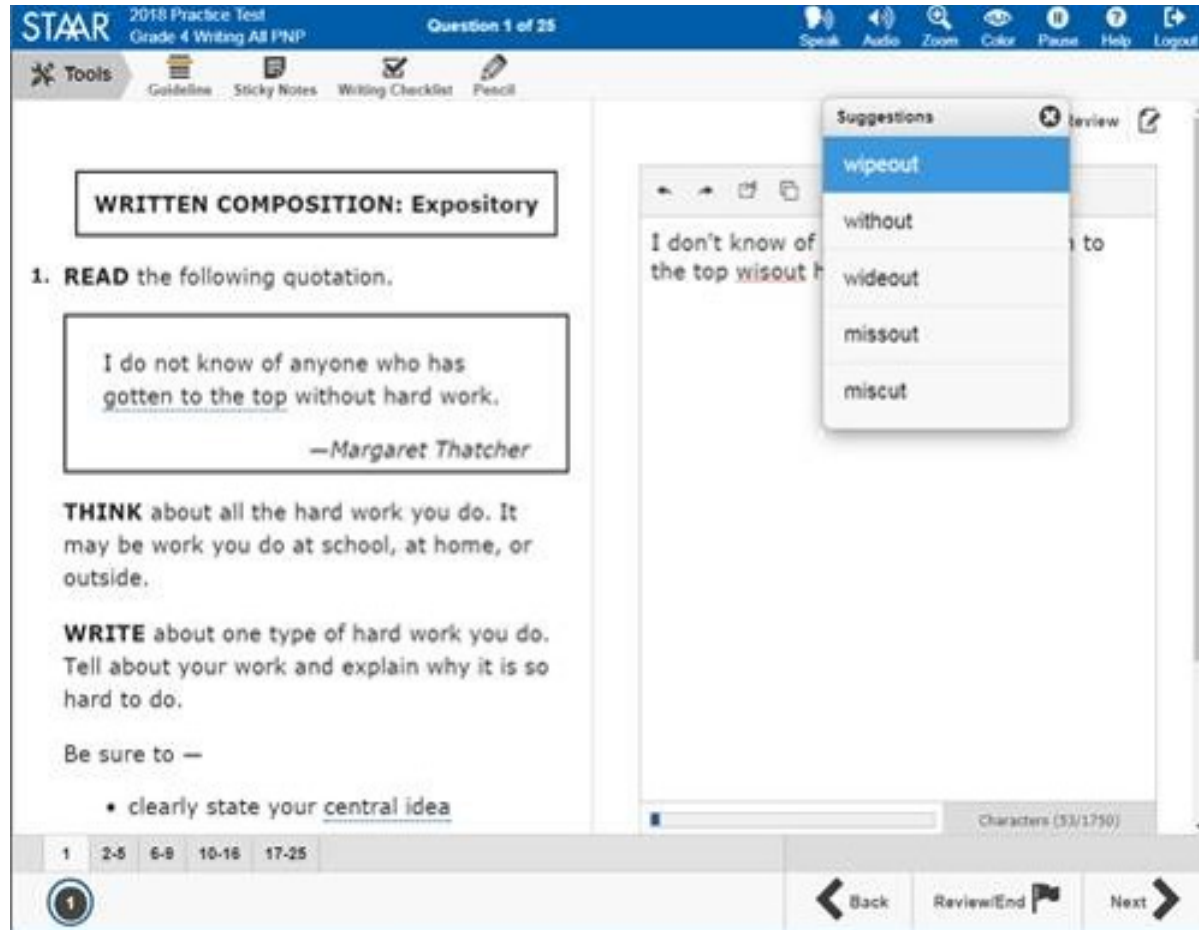
- Spell-check
- Word prediction
- Text-to-speech
- Speech-to-text

Spelling Assistance Designated Support Policy

- **For a student who meets the eligibility criteria, this designated support may be used only on**
 - STAAR grades 4 and 7 writing, English I, English II, and English III (written composition ONLY)
 - STAAR Spanish grade 4 writing (written composition ONLY)

- **This designated support may include only**
 - visual sound cards
 - frequently misspelled word list (e.g., student-made, teacher-made, commercially produced)
 - spell-check function on a word processor or as an online embedded support on STAAR
 - pocket spell-checker
 - word-prediction software
 - text-to-speech software or devices
 - speech-to-text software, applications, or devices

Online Embedded Spelling Assistance Tool



- When a word is not found in the dictionary source list, it will be flagged.
 - The tool provides up to five suggestions.
 - The tool evaluates the words independent of the context. It does not check for errors in grammar.

- The tool is available in a practice test in the STAAR Online Testing Platform.

- Not every student eligible for the spelling assistance designated support will use this PNP. Only students who routinely use a spell-check feature may benefit from this embedded support. Eligible students should practice using this support to determine if it meets their needs.

- Students may use any allowable examples or types of spelling assistance listed in the designated support policy document in lieu of or in addition to this online embedded support.

Spelling Assistance: Features NOT Allowed

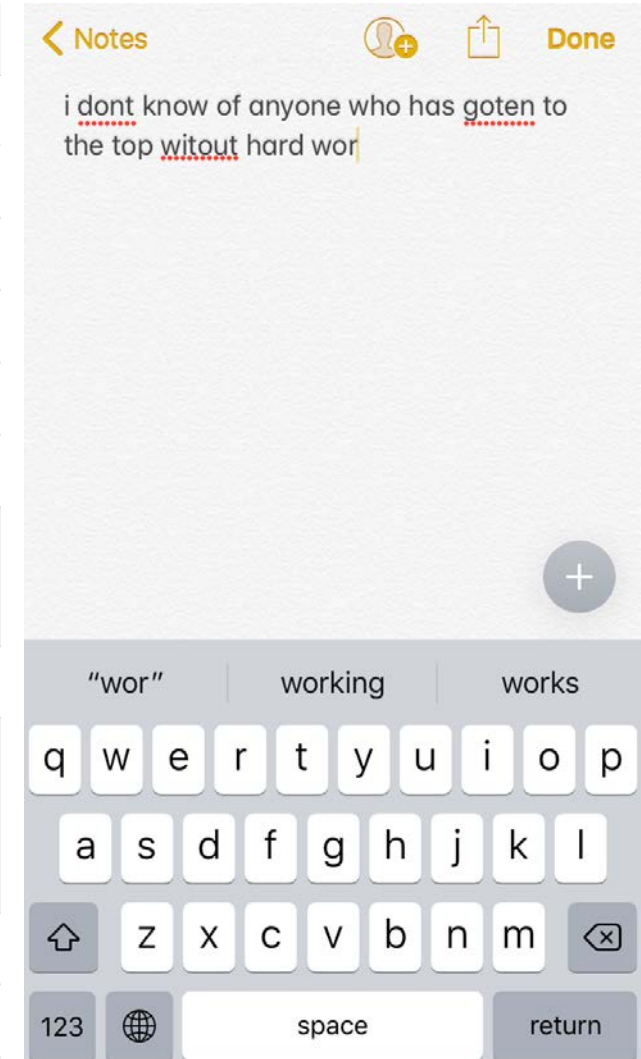
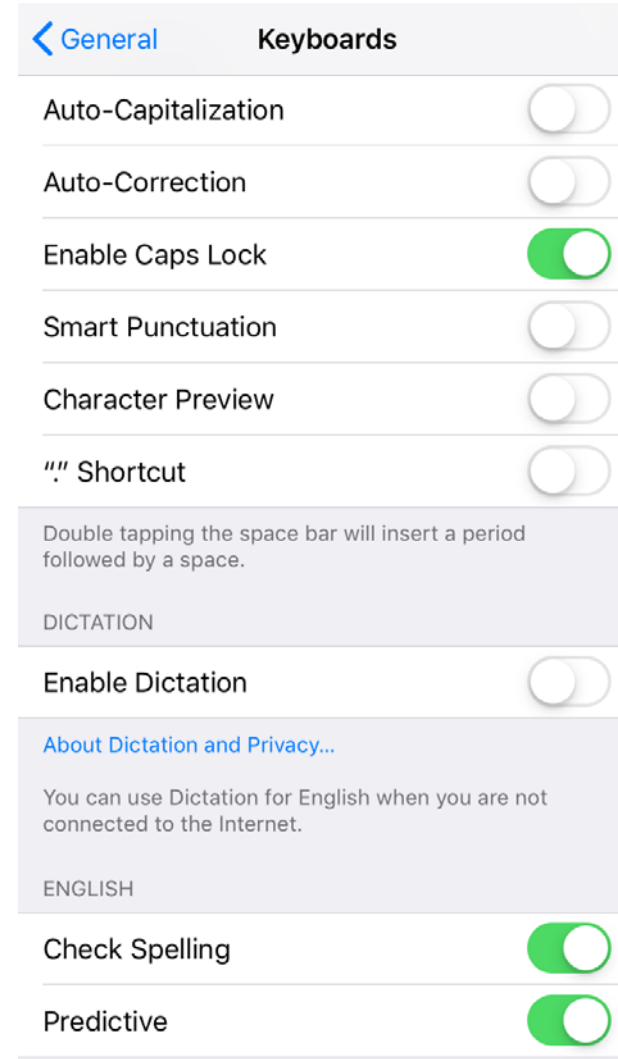
An eligible student may use spelling assistance technology (i.e., spell check, pocket spellchecker, word prediction, text-to-speech, speech-to-text) outside of the testing platform if he/she routinely uses this designated support in instruction. This may be in the form of an application on a tablet or software on a desktop or laptop. Features that must be disabled or made unavailable as outlined in the [Technology Guidelines](#) for eligible students receiving this designated support include:

- any feature that will edit or aid a student's response in areas other than spelling, such as automatic capitalization and punctuation, or grammar check;
- any feature that will save a typed response (if a spelling assistance software requires a student's response to be temporarily saved, the district must ensure the file is permanently deleted after the administration);
- any feature that will allow the ability to share/e-mail response;
- internet capabilities (if a spelling assistance software requires an internet connection to function, it should be set in a mode that prevents the student from accessing an internet browser or accessing any other aids beyond the allowed supports);
- translation services; and
- any feature that will allow the ability to access other programs/features not allowed on the device.

Spelling Assistance: Disabling Features that are NOT Allowed



- This is an example of a tablet's keyboard settings which allow you to disable features that are NOT allowed and to select the features that ARE allowed.
- For assistance on how to disable features on your specific application, perform a web search or contact your district's IT department or region service center's assistive technology representative.



- **These slides have been prepared by the Student Assessment Division of the Texas Education Agency. You are welcome to use them for local training.**
- **If any of the slides are changed for local use, remove any TEA logos, headers, or footers. (You may need to edit the Master slide.)**
- **This training is not intended to replace any materials or additional information on the TEA website.**